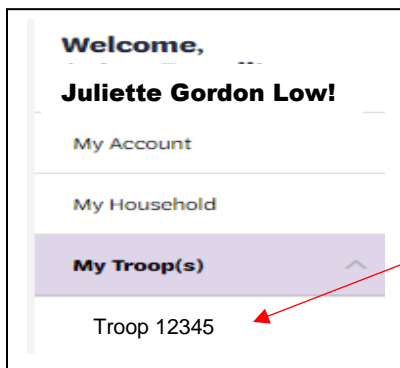


I am a Troop Co-Leader. How do I renew my troop?

1. Visit gsfct.org. Click “MY GS” and login. Forgot password? Don’t have one? Click “Forgot Password?”



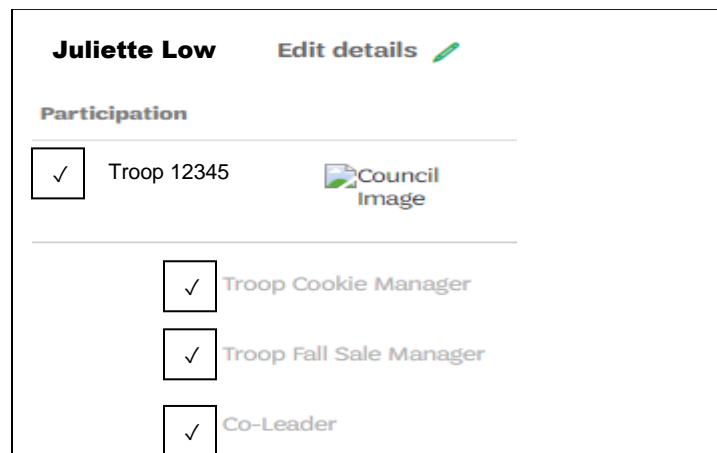
2. Click “My Account”, click “My Troops” and select the appropriate troop.



Tips for success: Before you renew the members of your troop, you must renew the individuals in your household that are continuing. Once your household members are renewed, you can then renew your other troop members through the My Troops tab (step 2 above). Do not register both your troop and your family in one transaction as this may cause registration issues.


Questions? Email customer care@gsofct.org or call (800) 922-2770 to speak with a Customer Care Specialist.

3. Look for the members you would like to renew and checkmark their troop# (and position if applicable). Click “Renew”.



Note: Checkmark every position the adult will be holding. Only one \$25 charge will apply even if multiple positions are renewed.

4. Complete the form and click “Submit Member Details”. Click “Review Cart”. If cart is correct, agree to the Girl Scout Promise and Law.



You will receive an email with the receipt of your purchase.