

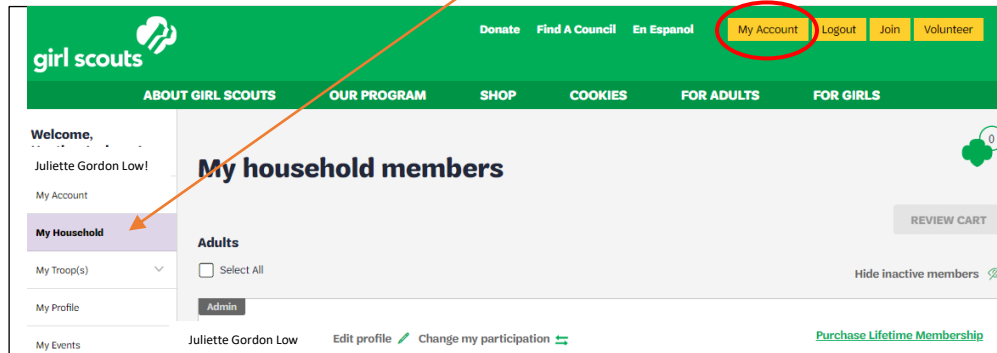
I am an adult in my household. How do I renew myself and/or my youth?

Current members can renew their membership registration by following the steps below:

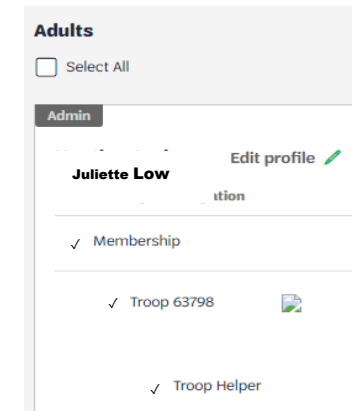
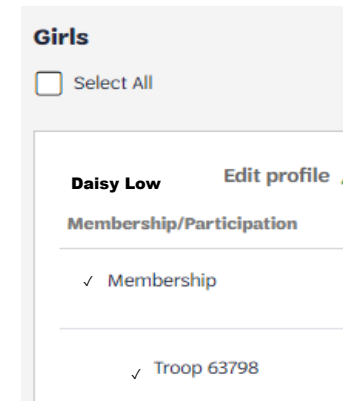
1. Visit gsocfct.org. Click “MY GS” and login. Forgot password? Don’t have one? Click “Forgot Password?”



2. Click “My Account”, click “My Household”.



3. For each youth you are renewing, checkmark the box that says “Membership” and the troop number they are renewing into, if applicable. For each adult, checkmark the troop number and the position(s) they are renewing into, if applicable.



Note: Checkmark every position the adult will be holding. Only one \$25 charge will apply even if multiple positions are renewed.

4. Complete the member details and click “Submit Member Details”. Review your cart and agree to the Girl Scout Promise and Law and click “Add Payment Details”. Enter your payment information and submit. You will receive an email with your payment confirmation.

Questions? Email customer care@gsofct.org or call (800) 922-2770 to speak with a Customer Care Specialist.