


Cookie Entrepreneur Pins/Badges

1

While you are logged in to Digital Cookie, click the link for “Badges” to be taken to the Cookie Entrepreneur Family Pins and Cookie Business badges that your Girl Scout can view and complete.

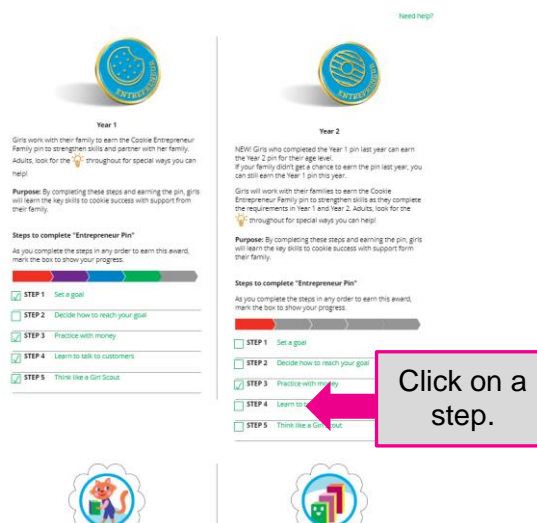


You'll be taken to a page that displays the Cookie Entrepreneur Pins and the Cookie Business badges appropriate to your Girl Scout's level.

2

For the badges, girls can see an overview of the step. For full details, she can check with the troop volunteer or purchase the online requirements in the badge.

For the Cookie Entrepreneur Pins, girls can click on the instructions for each step:





3

The instructions for that step of the pin will pop up.

My Junior Pin and Badges

< Back

Junior Entrepreneur Pin - Step 1

Check the box when the activity is finished.

I did this

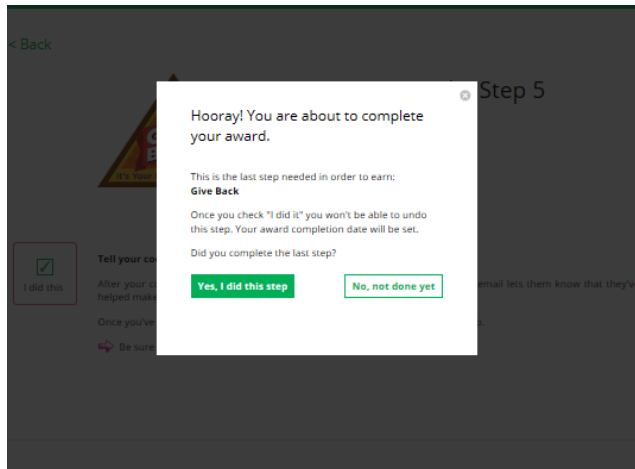
Strategize your sales
Talk with your family to figure out a realistic goal of how many cookies you think you can sell, then set a focused on your sales method—like how many packages you'll sell digitally or how many customers you'll serve. Enter your package goal in your [Digital Cookie site set](#).

Link to activities she can complete in the site.

Adults: The path to success
Goal setting isn't only about numbers—it can also be about sales strategy. Help her think through all the ways she could make a sale, then create a goal for one of them.

Be sure and check the box to show that you've completed this step.

NOTE that when a girl checks the box for the last step in earning that pin, she will get a pop-up asking her to confirm it. Once she marks the steps as complete and the pin earned, she can't go back.



4

When she marks the box as completed, it will show as completed on her badge page.

Girls can mark the steps as completed even if they finished the badge earlier. If she wants to do the steps again, she can— they are all great tools for her cookie sale.

When she has completed all the steps, a star will appear at the end of her progress bar and she will get a message of congratulations!

My Brownie Badges

GIVE BACK
It's Your Business—Run It!

You will be using your cookie money to do lots of fun things with your Brownie friends, but you also can use some to help others, too!

Purpose: When I've earned this badge, I'll know how to "give back."

Steps to complete "Give Back"

- ✓ STEP 1 Find out about businesses that give back
- ✓ STEP 2 Set a giving goal
- ✓ STEP 3 Involve your customers
- ✓ STEP 4 Practice giving back
- ✓ STEP 5 Tell your cookie customers how they helped

Congratulations
Yahoo! You've earned the Give Back badge! Keep up the good work! Be sure to tell your troop leader so you can get your badge!

MEET MY CUSTOMERS
It's Your Business—Run It!

When you run a business, you need to know all about your customers: who they are, how to talk to them, and how to make them happy.

Purpose: When you've earned this badge, you'll know how to find customers, make them happy, and help your cookie business grow.

Steps to complete "Meet My Customers"

- ✓ STEP 1 Find out where your customers are
- STEP 2 Talk to some customers
- STEP 3 Practice handling money and making change
- ✓ STEP 4 Role-play good customer relations
- STEP 5 Thank your customers!

Activity Completed-✓

Girls should let their leaders know when they complete the badge or pin,

5

Once the girl has completed her badge it will display in color on her home page.

Kylee's Digital Cookie Platform

Welcome, Tinley!

Online sales last updated: 11/9/20 9:15 PM CST

My Progress
0 sold online 0 sold offline

My Troop
Our goal: coming soon

My Sales Goal
0 packages

Packages Sold
0

Packages to Sell
0

REWARDS

My Cookie Site: Set up your site
Set up your cookie site, get published and start getting orders.

Orders to Deliver In Person
Approve for delivery: 0 Order(s)
Orders to deliver: 0 Order(s)

Learning

- Cookie Pin & Badges
- Cookie Planning
- Cookie Sales

Completed badges/pins are in color.