

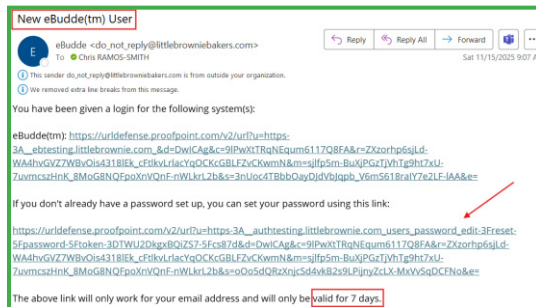
EBUDDE ACCESS

Quick Highlights

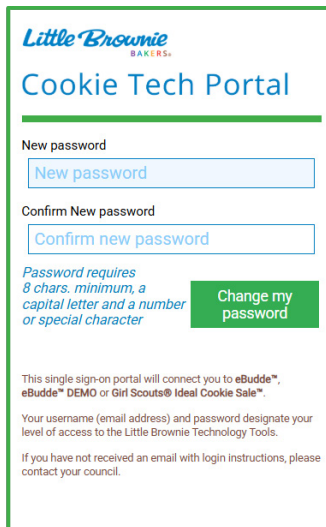
- Access via [Cookie Tech Portal](#)
- Welcome email includes **unique login link**
- Password rules: **8 characters, 1 capital letter, 1 number/symbol**
- Session timeout: **12 hours of inactivity**

Log In Process (New User)

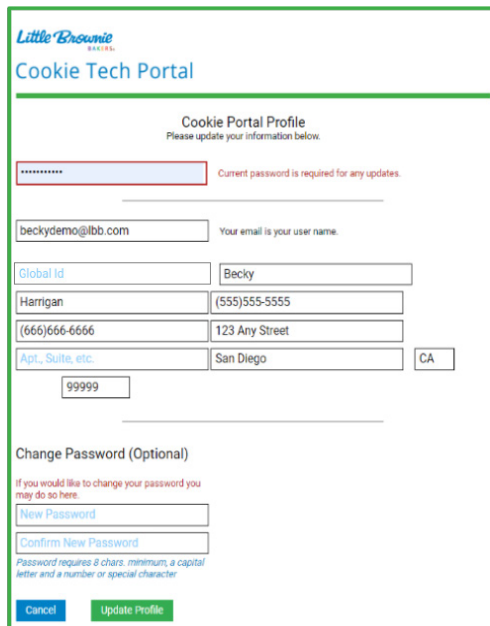
1. **User Added:** Council or Service Unit will add you to eBudde.
2. **Welcome Email Sent:** Subject line: **New eBudde User.**



3. **Click the second link within 7 days.**
4. **Password Setup:** Create and confirm your password.




5. **Profile Completion:** Update contact info and save.



Little Brownie BAKERS
Cookie Tech Portal

Cookie Portal Profile
Please update your information below.

Current password is required for any updates.

beckydemo@lbb.com Your email is your user name.

Global id: Becky

Harrigan: (555)555-5555

(666)666-6666 123 Any Street

Apt., Suite, etc.: San Diego CA

99999

Change Password (Optional)
If you would like to change your password you may do so here.

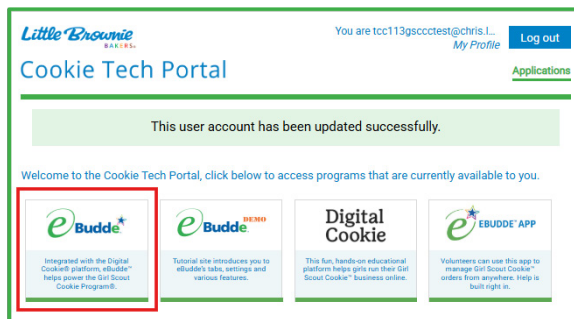
New Password

Confirm New Password

Password requires 8 chars. minimum a capital letter and a number or special character.

Cancel Update Profile

6. **Access Cookie Tech Portal** – Launch eBudde from the portal.




Little Brownie BAKERS You are tcc113gscctest@chris.l... My Profile Log out


Cookie Tech Portal Applications

This user account has been updated successfully.


Welcome to the Cookie Tech Portal, click below to access programs that are currently available to you.




Integrated with the Digital Cookie® platform, eBudde™ helps power the Girl Scout Cookie Program®.



Tutorial also introduces you to eBudde's tabs, settings and various features.



This fun, hands-on educational platform helps girls run their Girl Scout Cookie® business online.

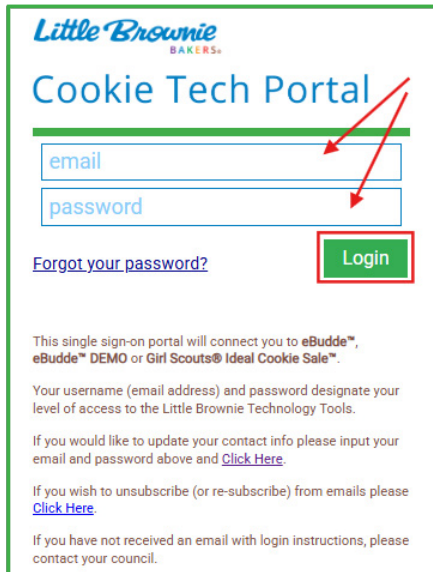


Volunteers can use this app to manage Girl Scout Cookie® orders from anywhere. Help is built right in.



Log In Process (Returning User)

1. **Access the Cookie Tech Portal:** https://cookieportal.littlebrownie.com/users/sign_in
2. **Enter Credentials:** Use your email and password from last season.



Little Brownie
BAKERS

Cookie Tech Portal

email

password

[Forgot your password?](#) **Login**

This single sign-on portal will connect you to eBudde™, eBudde™ DEMO or Girl Scouts® Ideal Cookie Sale™.

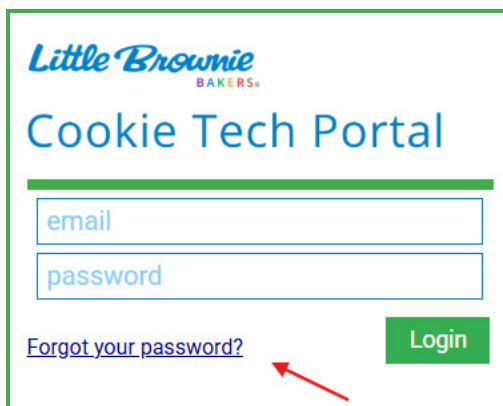
Your username (email address) and password designate your level of access to the Little Brownie Technology Tools.

If you would like to update your contact info please input your email and password above and [Click Here](#).

If you wish to unsubscribe (or re-subscribe) from emails please [Click Here](#).

If you have not received an email with login instructions, please contact your council.

3. **Forgot Password?**
 - Click **Forgot Your Password** on the login screen.
 - Enter your email and click **Send Me Reset Password Instructions**.
 - A system-generated email will be sent with a **reset link valid for 48 hours**.



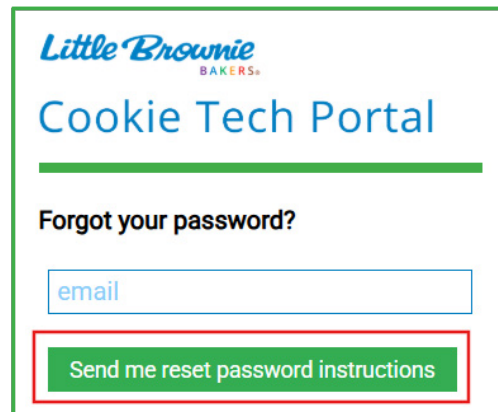
Little Brownie
BAKERS

Cookie Tech Portal

email

password

[Forgot your password?](#) **Login**



Little Brownie
BAKERS

Cookie Tech Portal

Forgot your password?

email

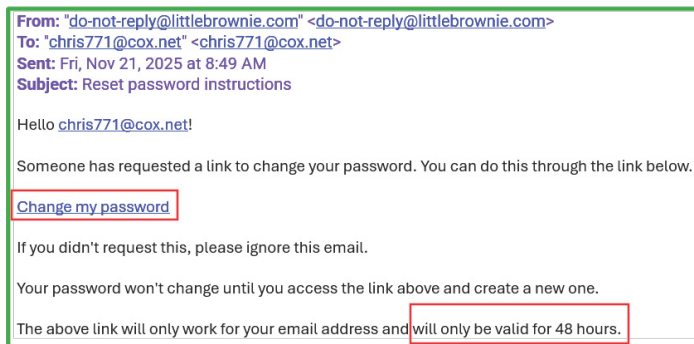
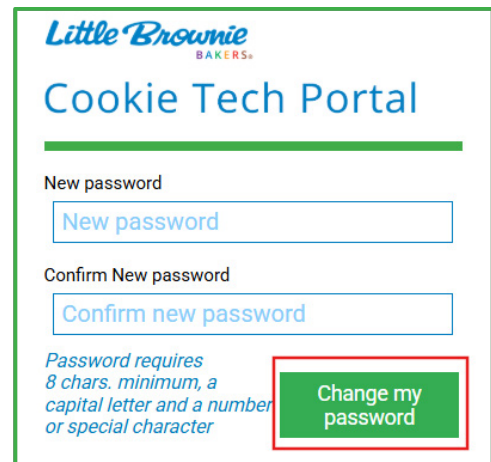
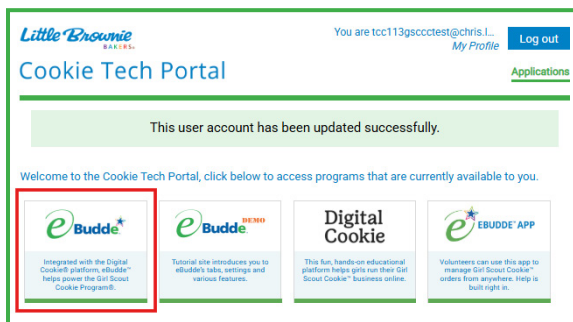
Send me reset password instructions



4. Reset Password

- Click the **Change Password** link in the email.
- Enter your new password **twice** to confirm.
- Password must include:
 - At least **8 characters**,
 - **1 capital letter**, 1
 - **AND** either a **number** or a **special character**.
- Click **Change My Password** to complete.

5. **Access eBudde:** After resetting your password, eBudde will return to the **Cookie Tech Portal**. Click the **eBudde tile** to open your Agent Dashboard.

Additional Info

- Accounts lock after **5 failed login attempts** (10-minute reset).
- Password reset available via **Forgot Your Password** link.
- Email preferences can be updated anytime in the portal.
- Users may access the platform via [Little Brownie Bakers Cookie Tech Portal](#).

