

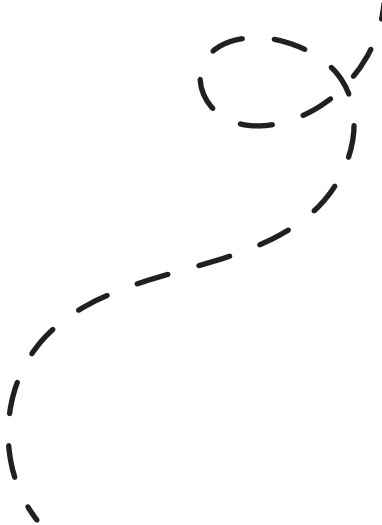





# My Treats & Reads

## Program Goal



### Instructions

1. After you decide on your T&R goal, write it in the honey jar.
2. In each paw print, write the different benchmarks you need to complete in order to reach your goal. This can be sales goal benchmarks or different tactics you will take to reach your goal (EX: setting up your online storefront, reaching out the family and friends, etc.)
3. Color your sheet, except for the paw prints
4. As you reach each benchmark, color in the respective paw print

### Tips:

- Display your goal tracker somewhere you can see it everyday, to keep yourself on track!
- As you reach your goals, take a picture with your goal tracker and tag us on Instagram @gsofct, to celebrate and inspire fellow Girl Scouts.

